



A 100 L Standard version

Compact light duty dry pump with pumping
speed of 100 m³/h

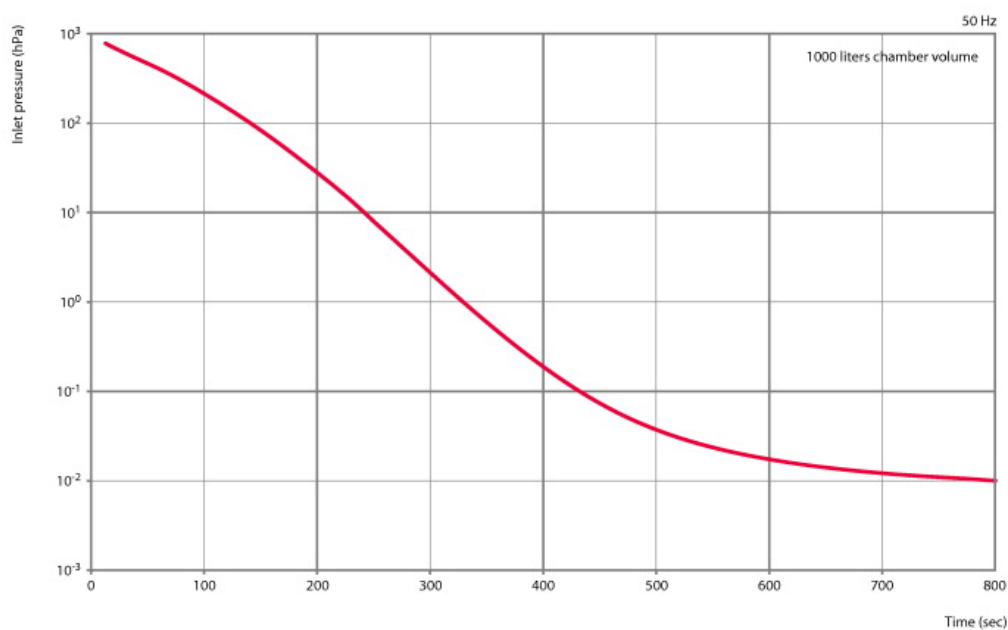
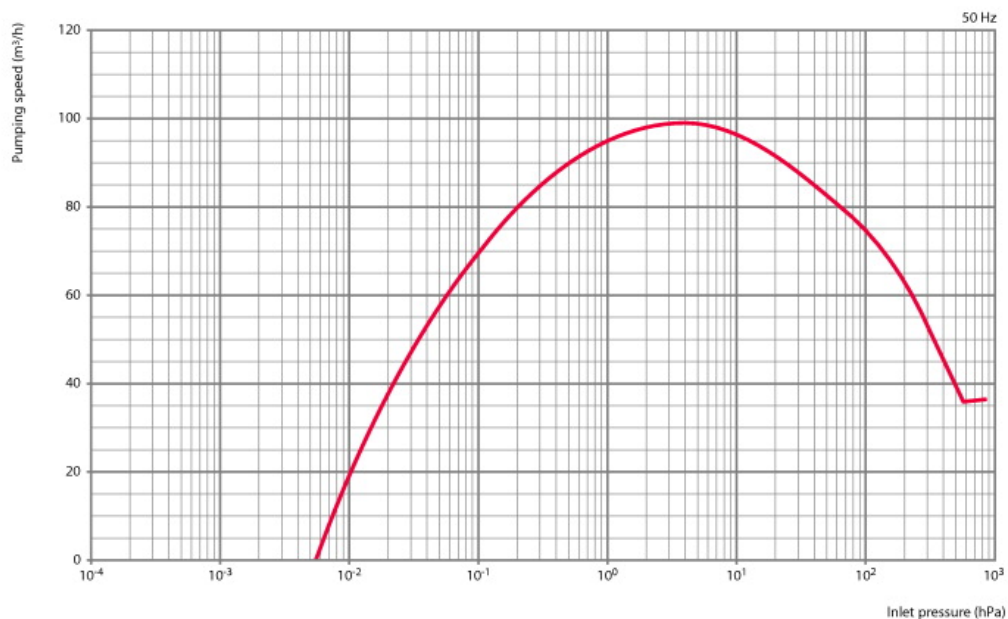




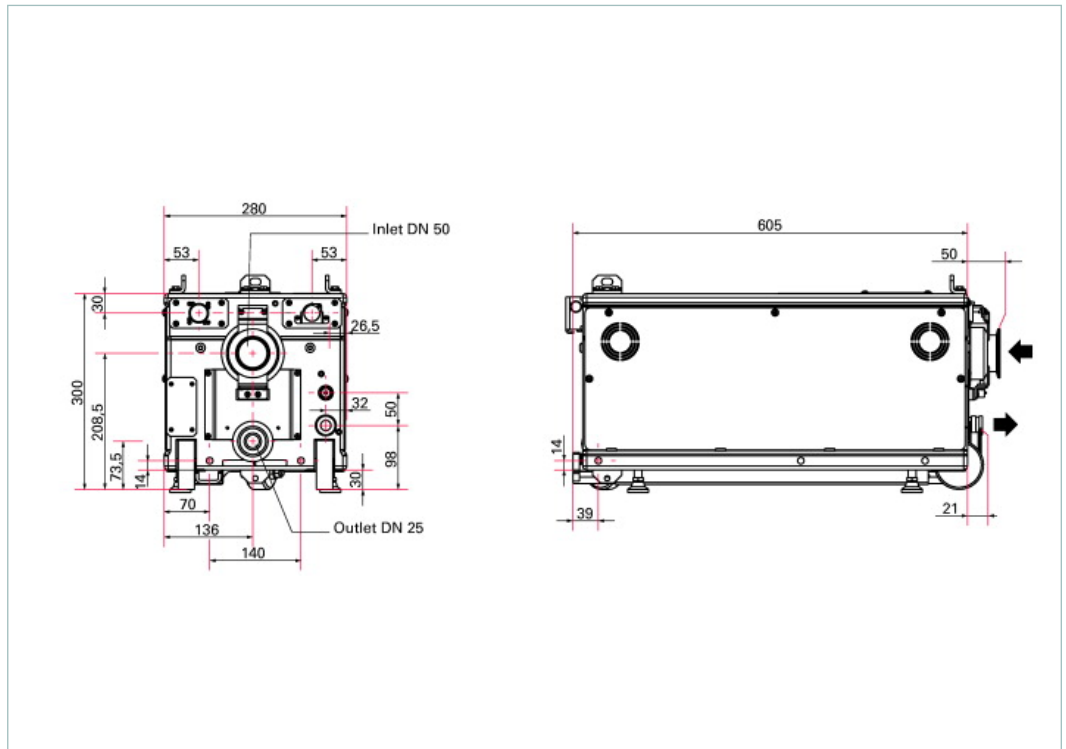
Similar Image

A 100 L Standard version, Low voltage, 19 pins I/O

- High throughput, pumping speed 100 m³/h
- Low voltage 200 V - 230 V AC power supply
- 19 pins interface connector with +15 V power supply



Dimensions



Technical Data	A 100 L Standard version, Low voltage, 19 pins I/O
Continuous inlet flow, max.	20 Slm
Cooling	Water
Cooling water flow, min.	1.6 l/mn
Cycling period, max.	On 25 liters volume: 40 s
Flange (in)	DN 50 ISO-KF
Flange (out)	DN 25 ISO-KF
Frequency	50-60 Hz
I/O interfaces	SPI 19 pins
Noise level, max.	58 dB (A)
Power consumption at ultimate pressure	1.6 kW
Power consumption in standby mode	0.5-1.2 kW
Power supply voltage, 3 phases	200-230 V
Processes	Light Duty Applications
Pumping speed	100 m ³ /h
Typical ultimate pressure	6.6 · 10 ⁻³ hPa 4.95 · 10 ⁻³ Torr 6.6 · 10 ⁻³ mbar
Typical vibration acceleration (at inlet flange 10-1000 Hz)	0.1 m.s ⁻²
Typical vibration displacement (at inlet flange 10-1000 Hz)	1.3 µm
Typical vibration speed (at inlet flange 10-1000 Hz)	1 mm.s ⁻¹
Version	Standard
Volume size, max.	1 m ³
Weight	100 kg 220.46 lb

Order number	
A 100 L Standard version	A100L31334

Accessories	
Accessories	
Anti earthquakesquare kit	109790
Anti-noise device	110868
Emergency stop	107849
N ₂ pressurization kit	107956S
Oil mist eliminator OME 25 C/H	066849
RS232/485 interface board	111923