



ACP 40

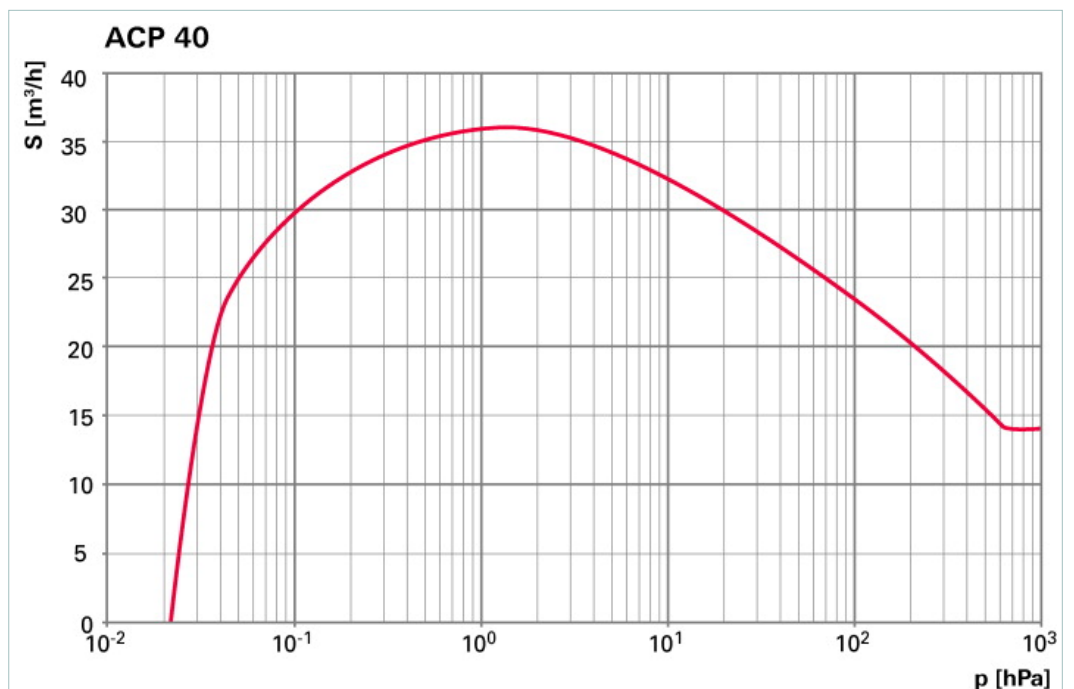
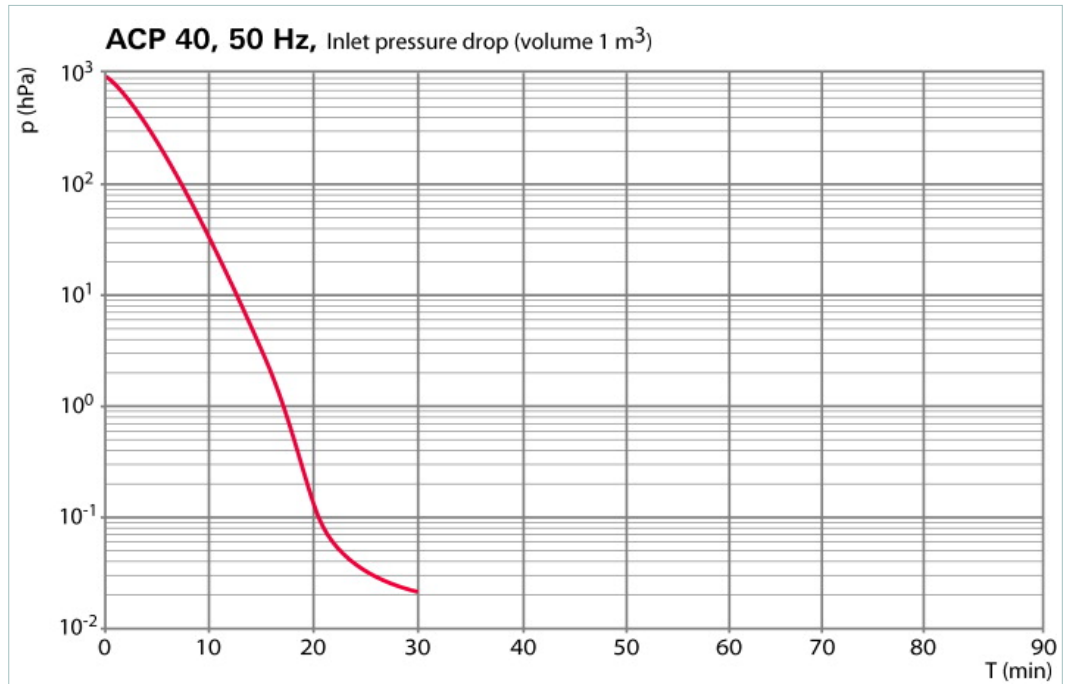




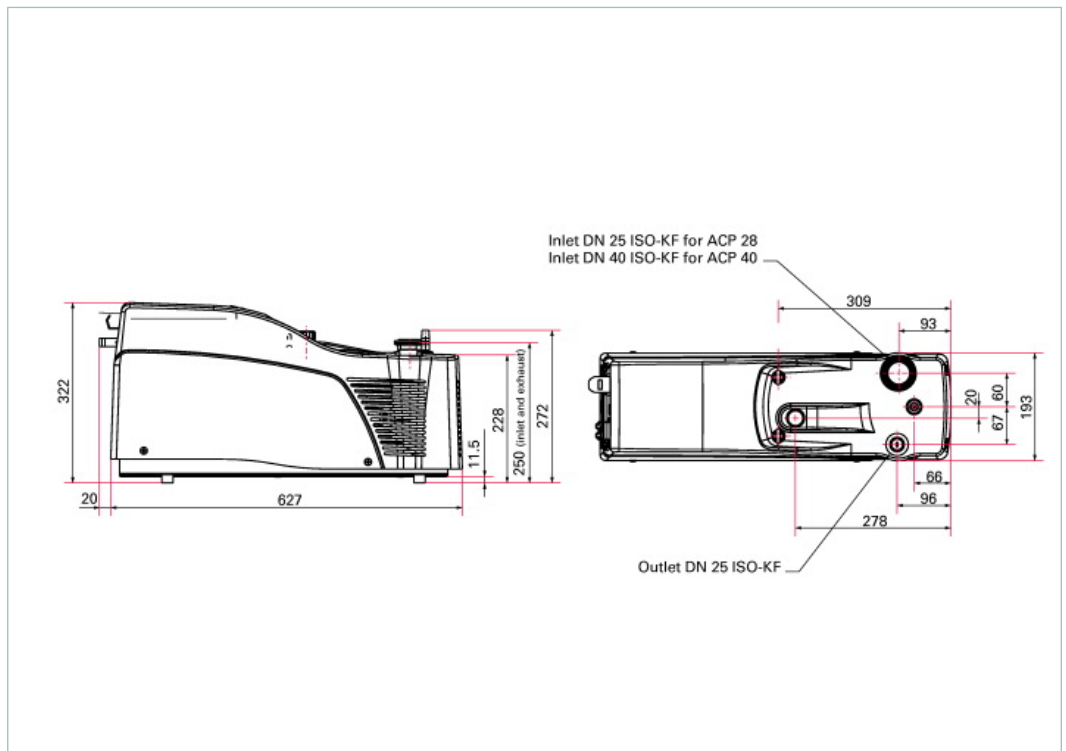
Similar Image

ACP 40, Standard, single phase, blanked-off gas ballast

All possible order number combinations are described on the order matrix available in the ACP brochure, please consult it.



Dimensions



Technical Data	ACP 40, Standard, single phase, blanked-off gas ballast
Ambient temperature	12-40 °C 53.6-104 °F 285-313 K
Continuous inlet pressure, max.	1,013 hPa 759.75 Torr 1,013 mbar
Cooling	Air
Dimensions (L x W x H)	647 x 193 x 322 mm 25.47 x 7.6 x 12.68 inch
Flange (in)	DN 40 ISO-KF
Flange (out)	DN 25 ISO-KF
Helium leak rate, max.	5 · 10 ⁻⁸ Pa m ³ /s 3.75 · 10 ⁻⁷ Torr l/s 5 · 10 ⁻⁷ mbar l/s
Mains requirement: voltage	100-230 V ±10 %, 50/60 Hz
Power consumption at ultimate pressure	700 W
Processes	Light Duty Applications
Pumping speed, max.	37 m ³ /h
Typical ultimate pressure	0.03 hPa 0.02 Torr 0.03 mbar
Typical ultimate pressure with gas ballast	0.1 hPa 0.07 Torr 0.1 mbar
Version	Standard
Weight	32 kg 70.55 lb

Order number	
ACP 40	V8SACSFEBF

Accessories	
Accessories	
External silencer ES 25 S, DN 25	109873
Inlet particle filter IPF 40, DN 40	111647
NRC 28/40, for ACP 28 and ACP 40 pumps	112637
Sound enclosure kit SEK 28/40, for ACP 28 and ACP 40 pumps	114379