



ACP 28

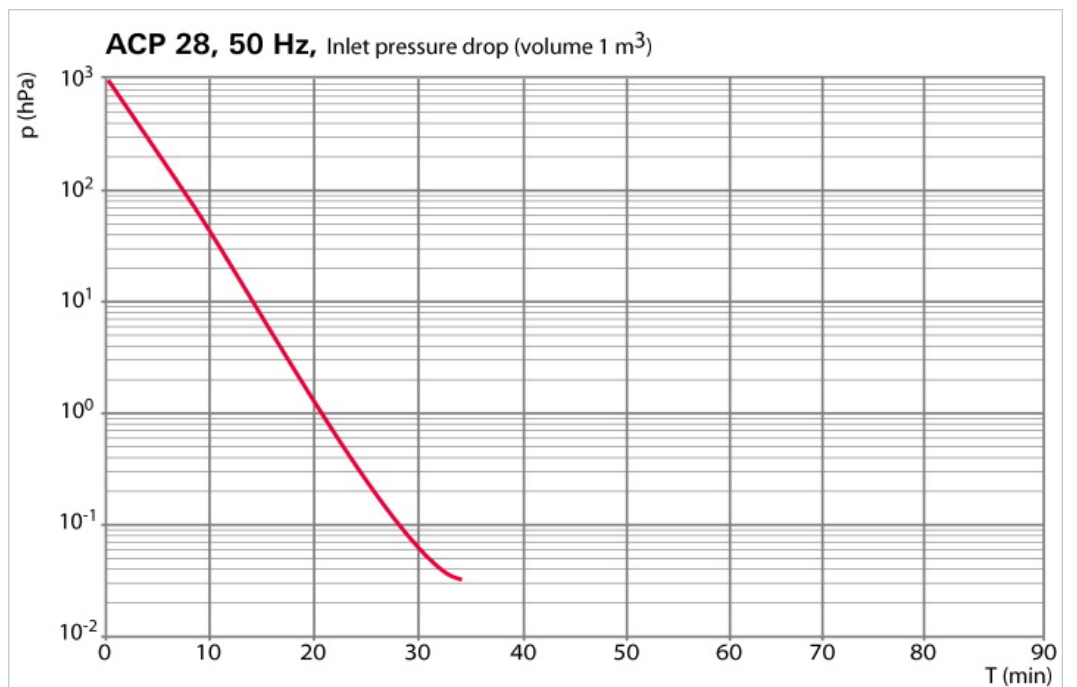
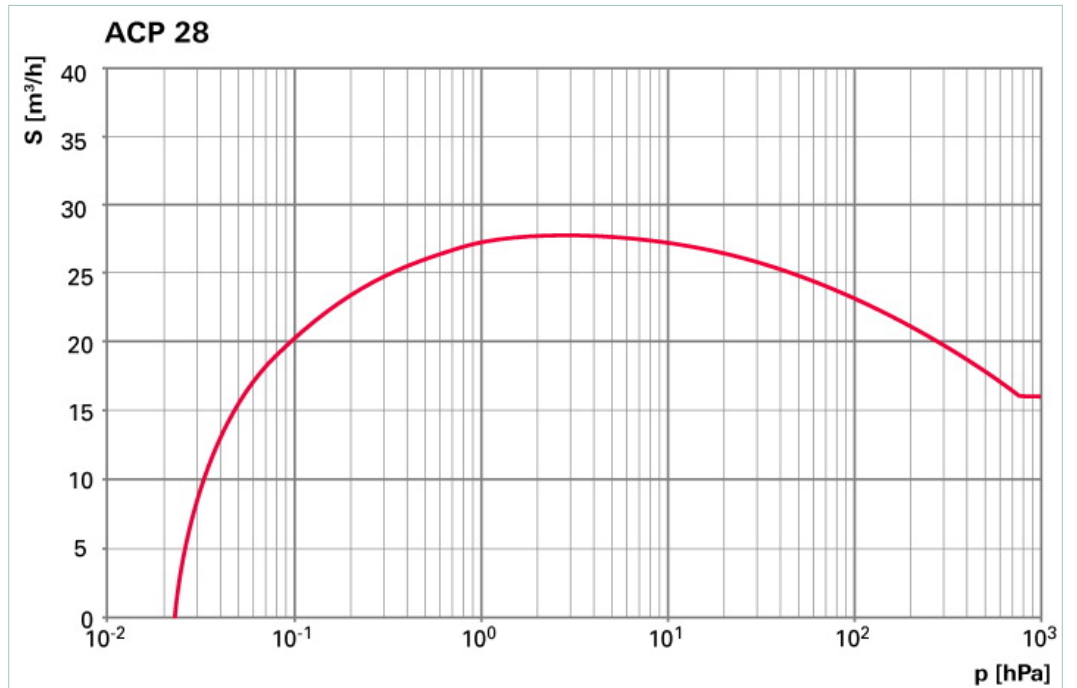




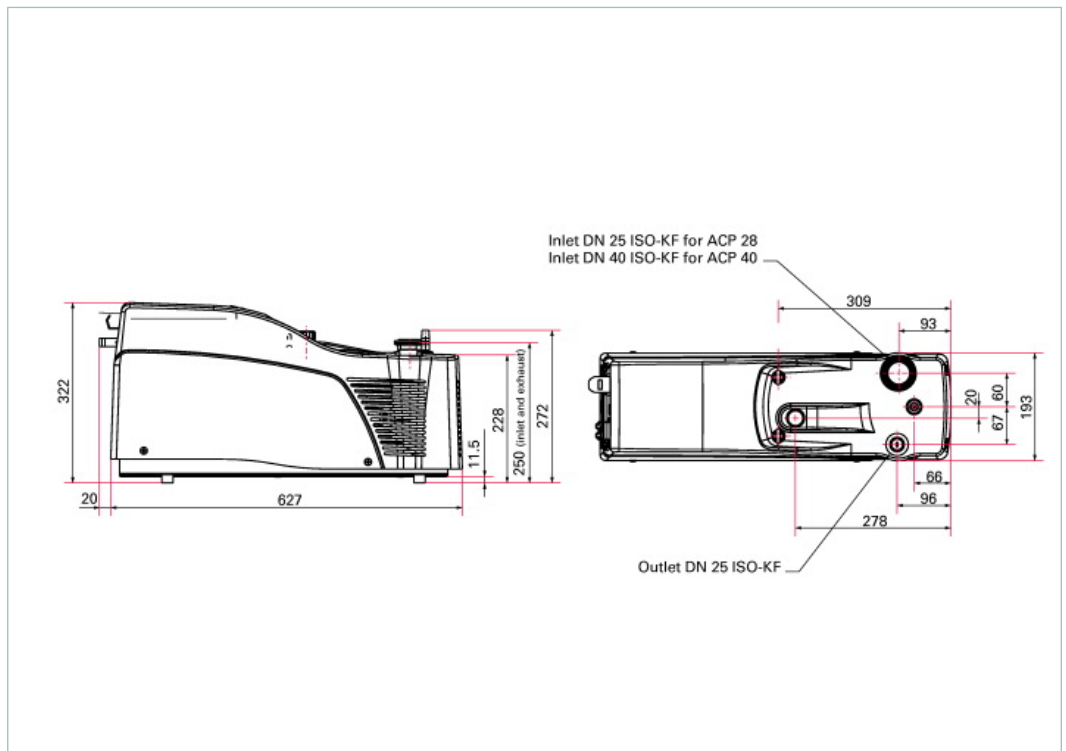
Similar Image

## ACP 28, Standard, single phase, permanent gas ballast

All possible order number combinations are described on the order matrix available in the ACP brochure, please consult it.



## Dimensions



Technical Data	ACP 28, Standard, single phase, permanent gas ballast
Ambient temperature	12-40 °C   53.6-104 °F   285-313 K
Continuous inlet pressure, max.	1,013 hPa   759.75 Torr   1,013 mbar
Cooling	Air
Dimensions (L x W x H)	647 x 193 x 322 mm   25.47 x 7.6 x 12.68 inch
Flange (in)	DN 25 ISO-KF
Flange (out)	DN 25 ISO-KF
Helium leak rate, max.	5 · 10 <sup>-8</sup> Pa m <sup>3</sup> /s   3.75 · 10 <sup>-7</sup> Torr l/s   5 · 10 <sup>-7</sup> mbar l/s
Mains requirement: voltage	100-230 V ±10 %, 50/60 Hz
Power consumption at ultimate pressure	700 W
Processes	Light Duty Applications
Pumping speed, max.	27 m <sup>3</sup> /h
Typical ultimate pressure	0.03 hPa   0.02 Torr   0.03 mbar
Typical ultimate pressure with gas ballast	0.1 hPa   0.07 Torr   0.1 mbar
Version	Standard
Water vapor capacity, max.	120 g/h
Weight	30 kg   66.14 lb

Order number	
ACP 28	V6SATSFEFF

Accessories	
Accessories	
External silencer ES 25 S, DN 25	109873
Inlet particle filter IPF 25, DN 25	111649
NRC 28/40, for ACP 28 and ACP 40 pumps	112637
Sound enclosure kit SEK 28/40, for ACP 28 and ACP 40 pumps	114379